

**Featured American  
Made Products**

# nu way Rents

Winter 2019  
Effective January 14, 2019

**St. Louis**

(314) 544-1214 (800) 542-1214

**Jefferson City**

(573) 893-8786 (800) 345-9154

**Jackson**

(573) 204-0100 (800) 599-9154

**Wentzville, MO**


(636) 327-8877 (888) 999-6883

**Troy, IL**

(618) 288-3400 (888) 315-1100

Visit Us at [nuwayrents.com](http://nuwayrents.com)

**Monday - Friday 7am - 5pm, Saturday 8am - 12pm**




**MINI Bobcat**

**MT55 Mini Track Loader**

- Kubota 3 Cylinder Engine
- 500 Lb. Rated Operating Capacity
- 36" Width

Rental Rates	
1 Day	\$165
Weekly	\$585
Monthly	\$1475

**Compact Track Loader**



**TEREX**

- 32.7 HP Diesel Engine
- 48" Width
- 665 Lb. Operating Capacity

Rental Rates	
1 Day	\$235
Weekly	\$825
Monthly	\$2075



**Genie**  
A TEREX COMPANY

**GS1930**

**Starting At \$79**

**1 Day**

Articulating and Boom Lifts Available

**Light Towers and Towable Generators**

**From 2,500W To 56,000W**



Distribution Panels Available

**Allmand**  
Established 1938

The Power To Supply Your Jobsite Needs Big Or Small  
Call For Sales Or Rental

**Nu-Ply Forming System**  
Form Layout For Commercial And Residential Jobs

- Call for sales or rental
- 3' To 9' Forms Available
- Rental purchase options available



**Delivery Available To Your Jobsite**



**Bobcat**

**\$209<sup>00</sup>**  
1 Day

**S530 PACKAGE BOBCAT BUCKET TRAILER**



**\$309<sup>00</sup>**  
1 Day

**T590 PACKAGE BOBCAT BUCKET TRAILER**



**BILJAX**  
Haulotte

**36' Trailer Mounted Work Platform**

- 43.5 ft. working height
- 500 lb. capacity
- Electric and Gas powered

Rental Rates	
1 Day	\$185
Weekly	\$650
Monthly	\$1650



**55' Trailer Mounted Work Platform**

- 61 ft working height
- Telescopic upper boom
- 500 lb. capacity

Rental Rates	
1 Day	\$275
Weekly	\$975
Monthly	\$2450

**Dependable Equipment • Reasonable Rates • Jobsite Delivery**



## Air Equipment

### Air Compressors

	Day	Week	Month
Diesel, Tow Behind, 185 CFM	105	365	850
Diesel, Tow Behind, 400 CFM	165	575	1450
Electric, Portable, 2 - 4 CFM, 2 HP	25	85	225
Gas, Portable, 7 - 13 CFM, 1 1/2 HP	35	125	310

### Air Tools

	Day	Week	Month
30 LB. Pavement Breaker	30	105	275
60 LB. Pavement Breaker	30	105	275
90 LB. Pavement Breaker	30	105	275
62 LB. Rock Drill	55	195	495
30 LB. Demolition Tool (Rivet Buster)	40	140	350
20 LB. Chipping Hammer	20	70	175
Air Impact 3/4"	65	190	425
Sand Blaster 300 LB. Capacity Pot	95	335	850
Dowel Drill EZ Drill, single W/Dust Extraction	230	800	2170
Dowel Drill Dual EZ Drill W/Dust Extraction	380	1330	3600

### Air Tools - Steel

	Day	Week	Month
Asphalt Cutter	10.00	30.00	60.00
Chisel Bit, Narrow	6.50	9.75	24.50
Chisel, Wide 3"	6.50	9.75	24.50
Clay Spade, 5 1/2"	10.00	30.00	60.00
Drill Steel 1' - 3'	5	15	45
Drill Steel 4' - 6'	8	23	68
Drill Steel 8'	15	45	135
Moil Point	6.50	9.75	24.50
Ground Rod Driver	5.50	8.25	20.50

### Air Tools - Accessories

	Day	Week	Month
Blowgun, 3/4"	5	15	20
Hose, Air 1/4" x 50'	7	25	60
Hose, Air 3/4" x 50'	7	25	60

## Automotive Tools

	Day	Week	Month
Engine Hoist	20	70	175

## Bobcat Skidloaders

	Day	Week	Month
MT55 Walk Behind Mini Track Loader, Diesel, 500 LB. Capacity, 36" Bucket	165	585	1475
Track Loader, 48" Terex, 700 LB Capacity	235	825	2075
S530 Diesel, 1,750 LB. Capacity, 66" Smooth or Tooth Bucket	209	715	1835
T590 Track Loader, Diesel, 1,900 LB. Capacity, 68" Bucket	309	950	2650
T750 Track Loader, Diesel, 3,000 LB. Capacity, 80" Bucket	365	1250	3450

## Bobcat Attachments

	Day	Week	Month
Auger, skidloader/trackloader	75	275	695
Auger Bit, 6", 9", 12", 15" and 18"	20	60	180
Auger Bit, 24", 30", and 36"	30	90	270
Auger Extension, 10", 17", 24" Adjustable	15	45	115
Auger Attachment for MT55	50	175	450
Breaker, Hydraulic, 600 FT. LBS., Breaker For TB216 and MT52	175	625	1565
Concrete Bucket with Chute	175	625	1565
Drop Hammer	75	265	675
Grapple Bucket	250	875	2250
Landscape Rake (Rock Hound)	65	225	565
Pallet Forks	115	345	1035
Root Grapple Bucket, 66"	50	175	450
Sweeper, 72" (plus Addtl core charge)	65	225	565
Tires, Foam Filled or Solid, set of 4	105	315	945
Trencher 8" x 48" Depth	70	280	800
	125	435	1050

## Cleaning Equipment

### Pressure Washers

	Day	Week	Month
2500 PSI Cold Water, 5.5 HP Gas	65	255	645
3500 PSI Cold Water, 13 HP Gas	75	275	695
5000 PSI Cold Water, 24 HP Gas	145	495	1250
3000 PSI Hot Water, 13 HP Gas	145	495	1250
0" Orbital Action Tip	10	25	65
Sand Injector Kit	15	45	135
Extension Wand 6' - 18', 4000 PSI	10	35	85
Surface Cleaner For Pressure Washer	25	75	150
Hose, 3/4" x 50', Water Hose	6	18	40
Hose, 1 1/2" x 50', Washdown Hose	10	35	75

### Floor Care

	Day	Week	Month
Carpet Cleaner 13" Path	20	80	240
Carpet Cleaner 16" Path	50	175	450
Upholstery Attachment	5	15	35
Floor Machine, 17"	30	110	325
20" Walk Behind Floor Scrubber	75	265	675
28" Walk Behind Floor Scrubber	125	475	1250
28" Ride-on Floor Scrubber, 30 Gal. Tank	210	735	1850

### Brushes Not Included in Floor Scrubber Rental

	Day	Week	Month
Vacuums			
Vacuum, 16 Gallon, Wet/Dry 1 1/4 HP	25	95	325
Vacuum, 55 Gallon Drum	35	105	300

## Compaction Equipment

	Day	Week	Month
Vibratory Plate, 3300 LB. Force	55	195	485
Rammer (Jumping Jack)	55	195	485
Vibratory Trench Roller 33" With Remote, Sheepsfoot	225	780	2100
Vibratory Plate, Reversible, 18000 LB. Force	200	740	1850
Vibratory Roller - Walk Behind, 7 HP Diesel, 8000 LB. Force (Double Drum)	115	425	1095
Vibratory Roller - Ride-On, 16 HP Gas, 1 1/2 Ton (Double Drum)	115	425	1095
Vibratory Roller - Ride-On, 3 Cyl. Diesel, 3 Ton (Double Drum)	215	650	1875

## Concrete Drills & Breakers

	Day	Week	Month
Core Drill Rig (Diamond Core Bits From 1 1/2" - 12" Available)	55	195	495
Core Drill, Hand Held 1 1/2" to 3" Capacity	55	195	495
Rotary Hammer, 7/8" (SDS)	15	55	145
Rotary Hammer, 1 1/2" (Splined, SDS Max)	25	95	225
Demolition Hammer, 25 LB., Electric (SDS Max)	45	155	375
Paving Breaker, 65 LB. (Electric)	55	180	460
Extension Cords 10/3, 50' and 100'	6	20	50

## Concrete Tools

	Day	Week	Month
Bull Float, 48"	12	36	75
Bull Float Handles	2	5	14
Chute 12' Aluminum	15	55	145
Chute 16' Aluminum	20	70	175
Chute 20' Aluminum	25	90	225
Rebar TwinTier Tool (Ties up to #7 x #7)	65	225	565
Rebar Tying Tool (Ties up to #5 x #6)	65	225	565
Rebar Tying Tool (Ties up to #10 x #10)	85	300	750
Rollerbug 36"	10	35	85
Stamps, Various Patterns/Textures	15	55	135
Starting At	8	25	45
Tamper, Jitter Bug, 48"	15	45	90
Wheelbarrow Poly	15	45	90

## Concrete Equipment

	Day	Week	Month
Material Placement			
TuffTruk Buggy, 10.6 Cu. Ft. 34" Wide	125	450	1125

Buggy, Gas Powered, 16 CU. FT.	75	275	695
Buggy, Propane Powered, 16 CU. FT.	135	475	1195
Buggy, Gas Powered, W/Tracks, 16 CU.FT.	150	525	1325
Buggy, Gas Powered, W/Tracks, 14 CU. FT.	165	575	1450
Articulating Metal Tub			
Buggy, Electric Powered, 16 CU.FT.	165	575	1450
Buggy, Diesel, Sit Down, 31 CU. FT.	195	705	2195
Concrete Blanket 6' x 25' - 1 Week Min.	n/a	39	49
Concrete Blanket 12' x 25' - 1 Week Min	n/a	75	95
Concrete Bucket, 1 Yard or 3/4 Yard	65	220	600
Side Chute for 1 or 3/4 Yard Bucket	15	45	125
Concrete Bucket, 2 Yard	105	380	905
Side Chute for 2 Yard Bucket	20	60	150
Mini Grout Pump, Up To 3 GPM (Manual)	55	195	490
Mini Grout Pump, w/ Mixer (Pneumatic)	105	380	950
Conveyor, 28' Electric, Towable	155	560	1395
Power Sprayer, 25' Hose, Cure Sprayer	35	125	375
Screed, Roller (Roller Tubes Not Included)	100	350	875
Screed, Power, Hand Held	75	250	600
with Screed Bar, 6' - 12'	15	55	135
Screed, Gas, with Winches		520	1260
Base Price 20 FT. Section, 1 Week Min.			
Additional Foot - up To 70 FT.	5.75	17.25	46.00

### Surface Preparation

	Day	Week	Month
Concrete Planer, 8" (Plus Cutters)	75	225	765
Surface Grinder, 24" x 12", Electric	55	195	485
Surface Grinder, 24" x 12", Gas	50	175	455
Surface Grinder, 24" x 12", Propane	60	210	525
Surface Grinder, Electric, Single Head	45	160	405

### Trowel Machines

	Day	Week	Month
Troweling Machine, Mini, Gas, 24"	55	195	475
Troweling Machine, Gas, 36"	55	195	475
Troweling Machine, Gas, 46"	65	225	575
Troweling Machine, Propane, 36"	120	420	995
Troweling Machine, Ride-On, 34 HP Gas, 91" Non-Overlapping	225	785	1975

### Blades Not Included in Trowel Machine Rental

	Day	Week	Month
Vibrators			
Vibrator, Hy Cycle, 20' Shaft	45	155	385
Vibrator, Electrical Shaft Type	30	105	260
Vibrator, Gas, Backpack	60	220	550

### Shaft And Head not Included in Vibrator Rental

## Drywall Equipment

	Day	Week	Month
Dolly, Drywall	20	60	140
Drywall Sander	30	105	250
Vacuum For Sander	25	85	200
Drywall Texture Gun	15	45	90
Panel Lift, Drywall 14'5" Max	45	185	395
Scaffolding, 6' Multi-Purpose Interior	35	115	285
Multi-Purpose - 3' Pony Section	15	30	90
Multi-Purpose - Outriggers (4 per set)	5	15	45
Multi-Purpose - Guardrail & Toeboard	5	15	45
QuikDrive (Self-Feeding Magazine)	30	100	250

## Dust Extraction

	Day	Week	Month
Electric Breaker Attachment HDC400	15	52.50	135
Wall Mount for Rotary Hammer			
1/4" - 2-5/8" HDC200	10	25	55
Wall Mount for Rotary Hammer			
2-1/4" - 6" HDC250	10	25	55
Vac HEPA 125 CFM Bosch/Husqvarna/EDCO/DeWalt, Filters and Bags Additional	45	175	400
Vac HEPA 258 CFM 110V, Husqvarna S26	65	225	575
Vac T8600 700 CFM Propane Dust/Slurry	175	625	1575

## Excavation Tools & Equipment

St. Louis • Jefferson City • Jackson • Wentzville, MO • Troy, IL



**Augers**

	Day	Week	Month
Auger 1 Man 2-3/8" - 8"	35	140	350
Auger 1 Man 4" - 12", Outtrigger Type	55	225	595
Auger 2 Man 4" - 12"	45	180	450
Auger (Skidloader Attachment) 6" - 36"	75	275	695
Auger Bit - 6", 9", 12", 15", and 18"	20	60	180
Auger Bit -24", 30",and 36" Bits Additional	30	90	270

**Backhoes**

	Day	Week	Month
Caterpillar Backhoe 420E, 18' Depth Breaker For Backhoe, 1200 LB.	295	995	2200
	240	940	2350

**Excavators**

	Day	Week	Month
Excavator TB016 or TB216, 7'7" Max Depth, 12" and 24" Trenching Bucket	199	695	1735
Excavator 418, 6' Max Depth 9, 12" and 16" Trenching Bucket	165	575	1450
Excavator E35, 10' Max Depth 13", 18", 24" or 30" Trenching Bucket	265	875	2625
Excavator E35, 11' Max Depth 13", 18", 24" or 30" Trenching Bucket	285	945	2925
Auger for E35 excavator	75	275	695
Grapple for E35 use with thumb	50	175	450
Excavator E50, 11'6" Max Depth 12", 24", or 36" Trenching Bucket	285	995	2595

**Trenchers**

	Day	Week	Month
Trencher, Edger, Small Conduit and Invisible Fence	65	225	565
Trencher, 5" x 30" Walk Behind w/Tracks	155	545	1375
Trencher, 6" x 36" Walk Behind w/Tracks	175	625	1575

**Trailers Available**

## Fastening Equipment

	Day	Week	Month
Finish Nailer or Stapler, Air	30	105	265
Flooring Nailer or Stapler, Air	35	140	350
Framing Nailer, Air	25	85	215
Positive Placement Nail Gun, Air	35	125	315
Roofing Nailer, Air	25	85	215
Trimpulse Airless Finish Nailer Kit	30	105	265
Trimpulse Airless Angled Finish Nailer	30	105	265
Impulse Airless Framing Nailer Kit	35	140	350
Powder Actuated, Semi-Auto 27 Caliber	25	75	225
Siding Nailer, Coil Pneumatic 2-1/2" Cap.	35	125	295

## Floor Care Tools

	Day	Week	Month
Carpet Cleaner/Extractor, 16"	50	175	450
Carpet Dryer	20	70	175
Upholstery Attachment	5	15	35
20" Walk Behind Floor Scrubber	75	265	675
28" Walk Behind Floor Scrubber	125	475	1250
28" Ride-on Floor Scrubber, 30 Gal. Tank	210	735	1850

### Brushes Not Included in Floor Scrubber Rental

Carpet Stretcher, Power to 22'	35	140	350
Long Reach Air Chisel	30	105	265
Roller, 100 LB. Linoleum/Tile	15	45	90
Floor Stripper, Vinyl - Push Type	50	175	450
Floor Stripper, Vinyl - Self Propelled	125	450	1150
26" Flooring Stripper - Electric Rideon	450	1575	4050
Tile Stripper CTS-12	85	295	750

### Blades Not Included in Floor Stripper Rental

**Sanders**

	Day	Week	Month
Edger, 7" with Dust Collector	25	85	215
8" Drum Sander with Dust Collector	30	105	295
Floor Sander, 17" Disc	30	110	325
Orbital Sander, 12" x 18" w/ Dust Collector	45	180	450

**Tile Cutters and Saws**

	Day	Week	Month
Tile Saw, Electric 10" Blade (18" Capacity/12" Diagonal)	60	250	525
Tile Cutter, "Dual Bar" 12" Capacity	15	45	90

**Surface Grinders**

	Day	Week	Month
Surface Grinder, Electric, Single Head	45	160	405
Surface Grinder, Gas	50	175	455
Surface Grinder, Propane	60	210	525
Grinder, 11" Diamond, Inserts additional	65	225	575
Surface Grinder, 8" Diamond Disc	150	525	1325
Husqvarna PG280 Surface Grinder Electric	65	225	575
Husqvarna PG450 Planetary Surface Grinder, Electric	125	450	1125

## Generators

	Day	Week	Month
2500 Watts, Gas	30	105	265
6000 Watts, Gas, Auto Idle	55	195	495
<b>Tow Behind Generators</b>	<b>Day</b>	<b>Week</b>	<b>Month</b>
10000 Watts, Diesel, Generator/Welder	95	335	850
15000 Watts Max, Diesel, 240 Single Phase	100	300	900
20000 Watts Max, Diesel, 480 3 Phase	115	345	1075
64000 Watts Max, Diesel	195	650	1865
Distribution Box	75	250	650
Spider Box	35	100	250

## Heaters

	Day	Week	Month
155,000 BTU, Forced Air, LP	30	95	225
375,000 BTU, Forced Air, LP	40	140	350
220,000 BTU, Convection, LP	15	45	100
150,000-165,000 BTU, Forced Air, Kerosene	30	95	225
125,000 BTU, Tent Event LP	75	265	675
400,000 BTU, Indirect Heater, Diesel	135	325	1095

## Ladders And Scaffolding

**Scaffolding**

	Day	Week	Month
Scaffolding, 6' Multi-Purpose Interior	35	115	285
Multi-Purpose - 3' Pony Section	15	30	90
Multi-Purpose - Outriggers (4 per set)	5	15	45
Multi-Purpose - Guardrail & Toeboard	5	15	45

**Ladders**

	Day	Week	Month
Step Ladder, 8' Fiberglass	12	40	100
Step Ladder, 12' Fiberglass	15	55	135
Step Ladder, 16' Fiberglass	25	87.50	225
Extension Ladder, 24' Aluminum	15	50	125
Extension Ladder, 28' Aluminum	20	65	155
Extension Ladder, 32' Aluminum	20	65	155
Extension Ladder, 36' Aluminum	25	85	225
Extension Ladder, 40' Aluminum	30	105	265
Ladder Jacks, Pair	10	35	75
Aluminum Stage, 2-Man 12" x 12'	15	55	135
Aluminum Stage, 2-Man 20" x 16'	25	85	225
Aluminum Stage, 2-Man 20" x 20'	35	125	295
Aluminum Stage, 2-Man 20" x 24'	35	115	295

## Lawn, Garden, & Landscaping

**Lawn Care**

	Day	Week	Month
Aerator, Walk Behind Type	80	295	795
Aerator, Tow Behind	80	295	795
Walk Behind Blower	65	225	565
Walk Behind 24" Brush Cutter	65	225	565
Broadcast Seed Spreader	15	35	75
Brush Cutter/String Trimmer	50	175	350
Blower, Gas, Backpack Style	50	175	400
Kubota Tractor with 44 HP Diesel	199	700	1750
Lawn Roller	10	30	60
Log Splitter, Vertical/Horizontal	75	275	695
Power Rake	50	175	370
Power Rake With Bag	55	195	450
Power Slicer With Seeder	65	225	565
Sod Cutter, Self-Propelled, 18"	105	380	950
STIHL Mini Tiller	25	90	200
Roto Tiller, 4 HP	45	150	300
Roto Tiller, Front Tine, 5.5 HP	55	190	425

Roto Tiller, Rear Tine, Self-Propelled	75	225	565
Roto Tiller, Rear Tine, Self Propelled Large	105	375	950
Straw Blowers	95	285	735

**Tree Care**

	Day	Week	Month
Chain Saw, 16" Bar - Chain Additional	45	160	320
Chain Saw, 18" Bar - Chain Additional	50	175	360
Chain Saw, 24" Bar - Chain Additional	65	230	575
Chipper, 6", 25 HP Gas, Tow Behind	150	525	1350
Chipper, 12", 102 HP Diesel, Tow Behind	350	1150	3450
Pole Pruner, Chain Additional	45	155	375
Stump Grinder with tracks	165	585	1475

**Trenchers**

	Day	Week	Month
Trencher, Edger, Small Cable/Conduit and Invisible Fence	65	225	565
Trencher, 3" x 12" Depth with Shark Chain	75	250	625
Trencher, 5" x 30" Walk Behind w/Tracks	175	625	1575
Trencher, 6" x 36" Walk Behind w/Tracks	155	545	1375

## Levels And Transits

	Day	Week	Month
Sewer Laser Package	100	325	725
Laser with Receiver	50	225	675
Laser Sensor	20	60	180
Level Kit (Includes Tripod and Rod)	30	105	265
Transit	50	175	395
Site Rod	5	15	30
Tripod	5	15	40

## Lifting And Hoisting Equipment

	Day	Week	Month
Aerial Work Platform, 24'9"	60	225	600
Boom Lift, 45' Articulating, 4 X 4, Dual Fuel, Self Propelled	295	995	2395
Boom Lift, 55'/50' Articulating, Electric/Gas, Towable	275	975	2450
Boom Lift, 36' Telescopic, Electric/Gas, Towable	185	650	1650
Boom Lift, 33' Articulating, Electric	225	750	1700
Boom Lift, 65' Telescopic, 4 X 4 Diesel	375	1350	3175
Scissor, 19' H x 30" W, Electric	79	279	699
Scissor, 26' H x 32" W, Electric	115	405	995
Scissor, 33' H x 68" W, Diesel, Rough Terrain with Outriggers	225	795	1995

**Material Lifts**

	Day	Week	Month
Contractor Lift, 24' 650 LB. Capacity	40	165	325
Drywall/Panel Lift, 150 LB. Capacity	45	195	395

**Material Placement**

	Day	Week	Month
Pallet Jack, Manual, 5500 LB. Capacity	35	125	315
Fork Lift, Propane, 5000 LB. Capacity	200	715	1775

## Lighting Equipment

Arrow Board, Solar Powered	55	195	495
Portable Light Stand, Halogen (2) 500 Watt, 4' - 8' Telescoping	15	45	120
Light Plant, Diesel, (4) 1000 Watt, 30' Tower and 6000 Watt Generator	115	335	795
Glo Bug	75	225	700

## Miscellaneous

Air Scrubber, 1200 CFM HEPA	65	225	575
Air Scrubber, 600 CFM HEPA	45	165	425
Blower, 8" Ventilating, Electric	30	105	295
Blower, 8" Ventilating, Gas	40	140	420
Billy Goat Walk Behind Blower 205 MPH	65	225	565
Barricade	5	5	18
With Light		7	28
Dehumidifier 130 PPD Max	65	225	575
Looper Cone with Base	6.70	7.00	29.00
24" Contractor's Fan, ¼ HP Motor	12	36	108
Epoxy Gun, Manual Dual Component	10	25	65
Dolly, Appliance, 600 LB. Capacity	15	55	110



**St. Louis**

(314) 544-1214 (800) 542-1214

**Jefferson City**

(573) 893-8786 (800) 345-9154

**Jackson**

(573) 204-0100 (800) 599-9154

**Wentzville**

(636) 327-8877 (888) 999-6883

**Troy, IL**

(618) 288-3400 (888) 315-1100



Dolly, Vending Machine, 1200 LB Capacity	20	75	210
Vending Machine Dolly, HD, 1800 LB Cap.	50	175	450
Dolly, 4 Wheel, 900 LB. Capacity, 18" x 30"	15	55	110
Fan, 42" Ventilation	20	80	240
Ground Protection Mat, 4' x 8' White 3'x8'	12.50	45	115
Locator, Pipe and Cable	75	265	675
Magnetic Sweeper, 24"	20	60	175
Message Board, Variable	300	765	2250
Metal Detector	30	105	250
Personnel Carrier, 2 seat	60	250	675
Personnel Carrier, 4 seat 4X4	95	295	825
Pipe Threader, 1/2"-2" Capacity, Electric Dies Additional	65	205	515
Pipe Threader, 1/2"-2" Capacity, Manual, Dies Additional	15	55	145
Siding Brake, 10'-6" and 12'-6"	35	125	315
Spot Cooler	40	170	525
Stripe Machine	15	45	150
Trash Cart, 1/2 Yard	20	75	210
Trash Chute 30" x 4' Sections	15	30	60
Truck Mounted Water Tank, 425 Gallon	20	70	190
Abrasive Blasters, 300 LB. Capacity Pot	95	335	850
Soil Pipe Cutter, 1-1/2" - 6" Capacity	20	75	225
Rebar Tying Tool (ties up to #5 x #6)	65	225	565
Rebar Tying Tool (ties up to #10 x #10)	75	275	700
Weed Burner	10	35	75

### Mixers

	Day	Week	Month
Concrete, Electric, 3 Cu.Ft.	30	95	245
Concrete, Gas, 9 Cu.Ft.	60	210	525
Mortar, Gas, 7 Cu. Ft. or 9 Cu.Ft.	60	210	525
"Pool Deck" Mixer	100	350	890

### Plumbing Equipment

	Day	Week	Month
Drain Cleaner, Electric, 25', Drill Type	25	75	215
Sewer Cleaner, Electric, 1/2" x 50'	45	180	450
Sewer Cleaner, Electric, 3/4" or 5/8" x 100'	55	195	375

### Power Tools

	Day	Week	Month
Band Saw, Portable	35	105	300
Belt Sander	15	55	130
Drill, 1/2" D-Handle	15	55	130

Drill, Right Angle	25	85	200
Drywall/TEK Screw Gun	15	55	130
Grinder, 4 1/2"	15	45	90
Grinder, 9"	15	55	130
Impact Wrench, 1/2" Electric	15	55	130
Impact Wrench, 3/4" Electric	65	225	565
Impact Wrench, 3/4" Air	65	190	425
Magnetic Drill Press, 3/4" Chuck	65	225	565
Quik Drive Screwgun with Extension	30	100	250

### Pumps

	Day	Week	Month
5/8" - 1" Submersible, Electric	10	35	85
2" Submersible Centrifugal, Electric	20	70	175
2" Submersible Trash, Electric	35	125	315
2" Trash, Gas	40	140	350
3" Trash, Gas	45	165	425
4" Trash, Gas	75	240	525

Hose Additional For Pump Rental

### Saws

	Day	Week	Month
Band Saw - Portable	35	105	300
Chop Saw, 14" Guard	15	50	125
Circular Saw, 7 1/4" Guard	10	35	85
Circular Saw, 16-5/16" Guard	50	175	450
Compound Miter Saw, 12" Guard	45	180	360
Reciprocating Saw	15	55	110

### Early Entry Saws

	Day	Week	Month
"Soff-Cut" X150 6" Prowler, Push Type	75	275	600
"Soff-Cut" X150D, Push Type, Decorative	100	350	900
"Soff-Cut", 8" Gas, Push-Type	175	575	1450
"Soff-Cut", 10" Gas, Self-Propelled	175	625	1500
"Soff-Cut", 13 1/2" Gas, Self-Propelled	225	800	1995

### Walk Behind Saws

	Day	Week	Month
Concrete Saw, 13 HP, Gas, Push Type, 18" Guard	65	250	625
Concrete Saw, 20 HP, Gas, Self-Propelled 20" Guard	80	275	695
Concrete Saw, 20 HP, Propane, Self-Propelled 20" Guard	125	450	1125
Concrete Saw, 35 HP or 48 HP, Diesel, Self-Propelled 26" Guard	120	420	1050
Concrete Saw, 66 HP or 70 HP, Diesel, Self-Propelled 36" Guard	160	560	1395

Water Tank, 425 Gallon with 3/4" Hose Adapter	20	70	190
---	----	----	-----

### Hand Held Concrete Saws

	Day	Week	Month
Cut Off Saw, Electric, 14" Guard	55	195	485
Cut Off Saw, Gas, 14" Guard	55	195	485
Concrete Chainsaw, Rock Boss, Bar Chain Additional	100	350	875
Hydraulic Ring Saw, 10" Cutting Depth, With Gas Power Pack	200	700	1750

### Masonry and Tile Saws

	Day	Week	Month
Masonry Saw, Gas or Electric	55	195	540
Masonry Saw, 14" Dustless w/cart & table	75	265	675
Tile Saw, Electric 10", Includes Blade (18" Capacity/12" Diagonal)	60	250	525

### Trailers

	Day	Week	Month
Tilt Bed, 5250 Lbs., 6' x 10'	50	195	365
Dump, 8000 Lbs., 8' x 12' with 3' Sides	105	385	960
Flat, 8900 Lbs., 75" x 16' or 81" x 18'	60	235	685

### Tilt-Up

	Day	Week	Month
Tilt-Up Pipe Brace, Adj. 14'6"-23'6"			30

### Welders

	Day	Week	Month
130 Amp, 110 Volt "MIG" Welder	45	160	560
250 Amp, AC/DC, 8000 Watt, Gas	65	220	550
300 Amp, AC/DC, 10000 Watt, Diesel	95	335	850



Scan the QR Code For More Rental Info On Our Website

**nu way**  
Everything for the Contractor!

**Gift Card**

BUILDING MATERIALS • CONSTRUCTION EQUIPMENT • CONCRETE SUPPLIES

# BOSCH


## Dust Management System



# nu way Rents

Fall 2016 Rev. 11/29/16

## Rental Equipment Sale



Current listing available online at [nuwayinc.com](http://nuwayinc.com) for download.

4190 Hoffmeister Ave. St. Louis, MO 63112-2299 3100 South Ten Mile Dr. Jefferson City, MO 65109-1013 4788 Old Cape Road East Jackson, MO 63708-5816 115 Resource Dr. Wentzville, MO 63380-1800 7651 East Resource Dr. Troy, IL 62286-5177 514.644.1214 Fax 314.544.1696 573.883.8788 Fax 573.883.8737 636.327.8977 Fax 636.327.4844 618.286.3400 Fax 618.288.3410 800.542.1214 800.545.9154 800.559.9854 888.999.8883 888.516.1100

# AIRMAN



### Package

- Compressor
  - Breaker 60 - 90 lb.
  - 50' Air Hose
  - Oiler
  - Whip Hose
  - Air Velocity Fuse
- \$150<sup>00</sup>**  
One Day  
185 CFM  
Points And Chisels \$6.50 Each Per Day

St. Louis • Jefferson City • Jackson • Wentzville, MO • Troy, IL

**nu way Rents**

Monday - Friday 7am - 5pm, Saturday 8am - 12pm  
Rates Subject To Change Without Notice